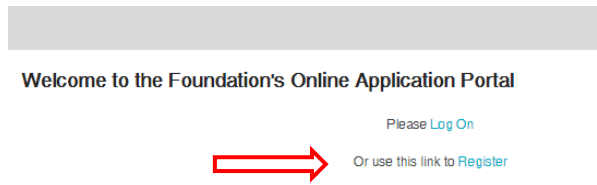


Online Application User Instructions for Scholarships

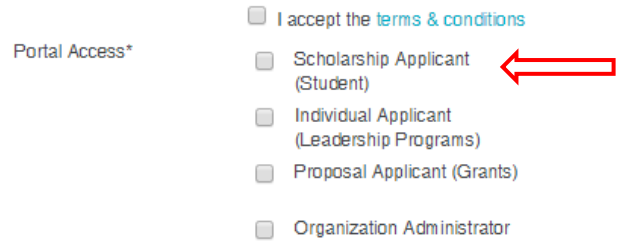
Please register or login on The Miami Foundation’s online application portal. If you have not previously registered you must register on the portal before you can apply for a scholarship.

To complete the registration process follow these steps:

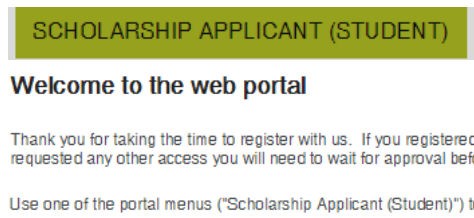
1. Access the online application portal by [clicking here](#).
2. Select “Register” on the Welcome page



3. Enter your personal details like name, email address, and password.
4. **De-select “Grant Applicant,”** then select “Scholarship Applicant” from the Portal Access options.



5. Once you are successfully logged in, you will be taken to this screen:



6. You may now apply for scholarships. To do so, hover over the green button that says “Scholarship Applicant” and select “Find Scholarships.” Select the scholarship you are applying to under “Available Scholarships.”

Once you start you may save your applications and submit at a later time. To access saved applications, hover over the green button that says “Scholarship Applicant” and select “My Saved Applications.”

Please carefully read the guidelines of each scholarship before submitting an application. It is advised you complete any narrative responses on a Word processing document before the online application.

For questions or assistance, please contact:

Alex Rosales | arosales@miamifoundation.org | 305-357-2094